



BORN ELECTRIC
LITHIUM



Snow tank volume

3 m³ / compacted 3.6 m³
(106 ft³ / compacted 130.7 ft³)



Water tank volume

1,000 l (264 gal)
1,350 l (356.6 gal)
1,800 l (475.5 gal)

+ Snow tank-water tank connection
>2,000 l (528 gal)



Blade width

2,100 mm (82 5/8 in)
or 2,300 mm (90 1/2 in)



Fields of operations

Pro / Heavy duty



EISSPORT
ZENTRUM
Oberstdorf

STADIUM EFFICIENCY

Powerful drive with electric engines together with a large snow and water tank capacity: The WM Shira has been purpose-designed for resurfacing stadiums. It boasts an immensely impressive price/quality ratio and, on request, can be fitted with countless extras. WM Shira. The perfect partner for professional resurfacing of ice surfaces of up to 1,800 m² (19,368 ft²).

„The WM Shira has everything we need to resurface the ice in our stadium to perfection. We are absolutely delighted with it!“



Louis Eberle

Ice expert at the Ice Sports Centre
Oberstdorf / Germany



HIGHLIGHT

EVERYTHING UNDER CONTROL IN THE DRIVER'S CAB


The WM Shira is a guarantee of outstanding comfort for the driver and boasts a full, unobstructed view whether you're driving cabin-free or with all-round glazing. Three steps provide easy entry to the vehicle. All important information is clearly visible at a glance on the high-definition colour display, and all the main functions are keyboard-controlled. At a simple press of a button the automatic mode begins all work operations in a pre-defined order.





INTEGRATED EDGER FOR END-TO-END RINK PERFECTION

The edger is fixed to the body of the WM Shira, guaranteeing you outstanding stability and performance. It can be operated easily and safely from the driver's seat. The innovative horizontal spring-loaded system with guide wheel ensures that the edger follows the contours of the rink to perfection, and planes the ice evenly, rapidly and cleanly. Edging and subsequent cleaning of the ice surface with the swivel brushes can be carried out in one simple step. The edgers are positioned between the axels and in front of the brush, to ensure an unrestricted overview of the vehicle. When not in use, the edgers are stored between the wheels, and do not affect operation in any way.









HIGHLIGHT

FUN ALL THE WAY: THE PASSENGER'S SEAT

No other ice resurfer has it – anybody who wants to see a specialist at work close-up can sit comfortably by the operator's side. The passenger's seat is also a wonderful marketing tool, as it gives the spectator the chance to see the rink from a new perspective during the break. A competition or raffle prize never fails to add an extra thrill to the game!



HIGHLIGHT


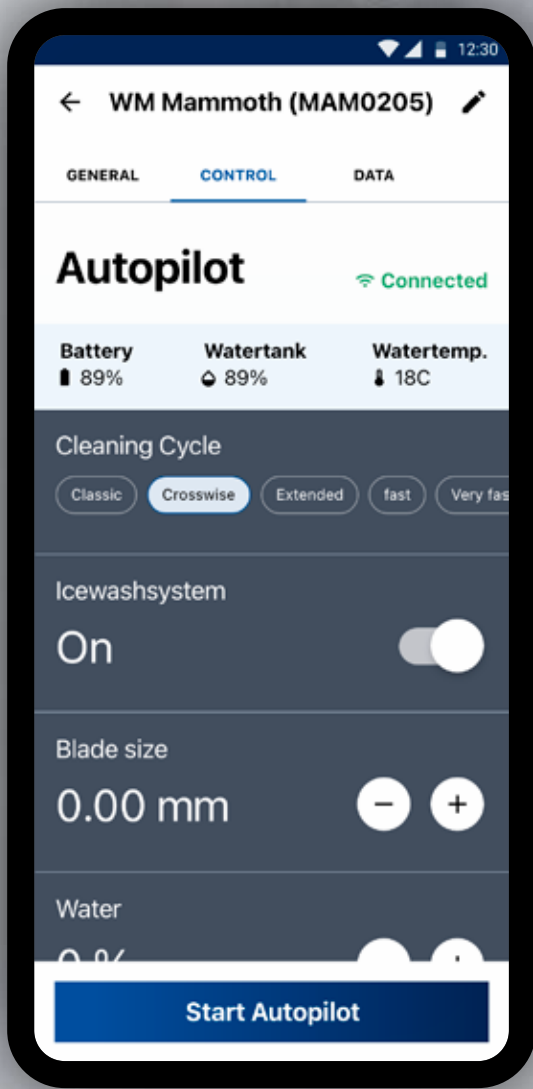
NEED MORE THAN 2,000 LITRES (528 GAL) OF WATER? NO PROBLEM!

When you're building up ice depth or using the water sprayer, more water is a must. The WM Shira has it all taken care of! The water and snow tanks can easily be connected into one water tank with a total volume of around 2,000 litres of water. No more standing in cold water and tiresome tugging on hoses: All operations can be carried out from the comfort of the driver's cab – there's more than enough water to do the job.

Example: 1,350-litre (356.6 gal) water tank & 1,000-litre (264 gal) snow tank = 2,350 litres (620.6 gal) of water










HIGHLIGHT


THE FUTURE LIES IN AUTOMATION

The first step towards the future was that of the innovative integrated automatic mode, which activates all operations in a predefined order through the press of a button. With WM Shira autopilot, WM technics have now taken the next leap forward, and automisation in the work place has reached a new peak. The self-driving vehicle covers the whole ice rink on a predefined route, and is capable of completely resurfacing the ice rink without a driver. WM Shira Autopilot is controlled by means of an app which displays all important parameters, while the redundant safety system guarantees that the vehicle can be stopped at all times when on autopilot mode. The best assistant an ice-master could ever want!





MAINTENANCE



The entire engine technology is easily accessible just by lifting the cab. This means that mechanics can carry out their work quickly and cleanly, which in turn saves on time and service costs. Our team also use remote monitoring to keep an eye on your vehicle monitor and rectify any faults which may occur.

- COST EFFICIENT** 📌
- FREE AND EASY ACCESS** 📌
- SKILLED REMOTE MAINTENANCE** 📌

ELECTRIC / LITHIUM



FACTS & FIGURES

Motor	5 asynchronous motors
Power rating	29 kW
Water tank	1,000 l (264 gal) optional 1,350 l (356.6 gal) / 1,800 l (475.5 gal)
Snow tank	3 m ³ (106 ft ³) – compacted 3.6 m ³ (130.7 ft ³)
Transmission	Continuously adjustable electric four-wheel drive
Hydraulic oil tank	50 l (13.2 gal)
Speed	0 - 13 km/h (0 - 8 mph)
Tyres	225 / 75 / R16 C - 6 rows of spikes
Wheel rims	9" x 16"

INCLUDED IN DELIVERY



2 blades in
transport sheath



2 towels



2 rubber mats



Tool to adjust and
change blades



Key for water filter



1 set hexagonal
socket screws



Bodywork key



Set ABS
fastening material



Laceration-proof
safety gloves



Grindstone



Storz coupling C
with nozzles
ø 32, ø 40, ø 50



Fuse set



Operating instructions



Online spare
parts catalogue

STANDARD EQUIPMENT

PLC control

High-resolution 7" touchscreen

Button for automatic modus: operations start automatically in a fixed order

Function for automatic water filling system with immobilizer (Acquastop valve as optional)

Acoustic signal for reverse drive, snow bin cover operation and reverse of the screw conveyors

Spring-suspended and height-adjustable driver's seat with armrests

Spring suspended passenger seat

Easily accessible engine compartment (tiltable) with cap support

Maintenance-free asynchronous motors

Continuously adjustable electric four-wheel drive

Water tank made of PE

Coated snow bin

Snow bin & water tank connection

> 2,000 litres (> 528 gal)

Hydraulic negative parking brake

Hydraulically driven and swivelling side brush

Board guide pulley

Side mirror, rear

Snow bin headlight, side headlight

Flashing warning light

System for water dosing in curves

Constant grinding pressure planing system

2 blades

2 towels

Scope of delivery set



In compliance with Suva-type examination certificate
Nr. E 7224.e



Snow tank volume

3 m³ / compacted 3.6 m³
(106 ft³ / compacted 130.7 ft³)



Water tank volume

1,000 l (264 gal)
1,350 l (356.6 gal)
1,800 l (475.5 gal)



Blade width

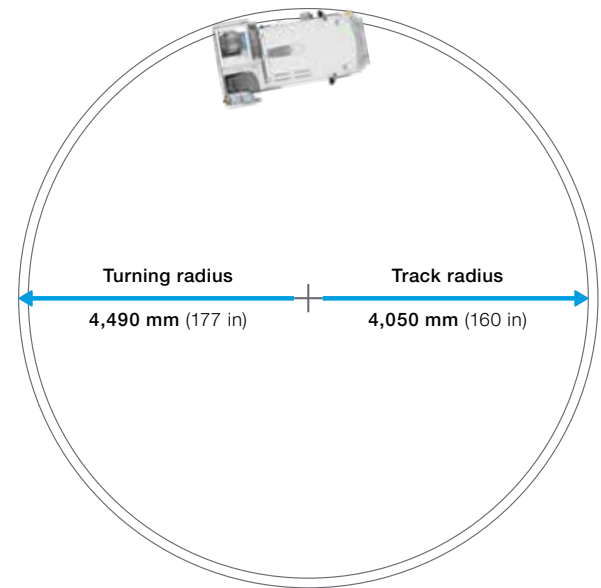
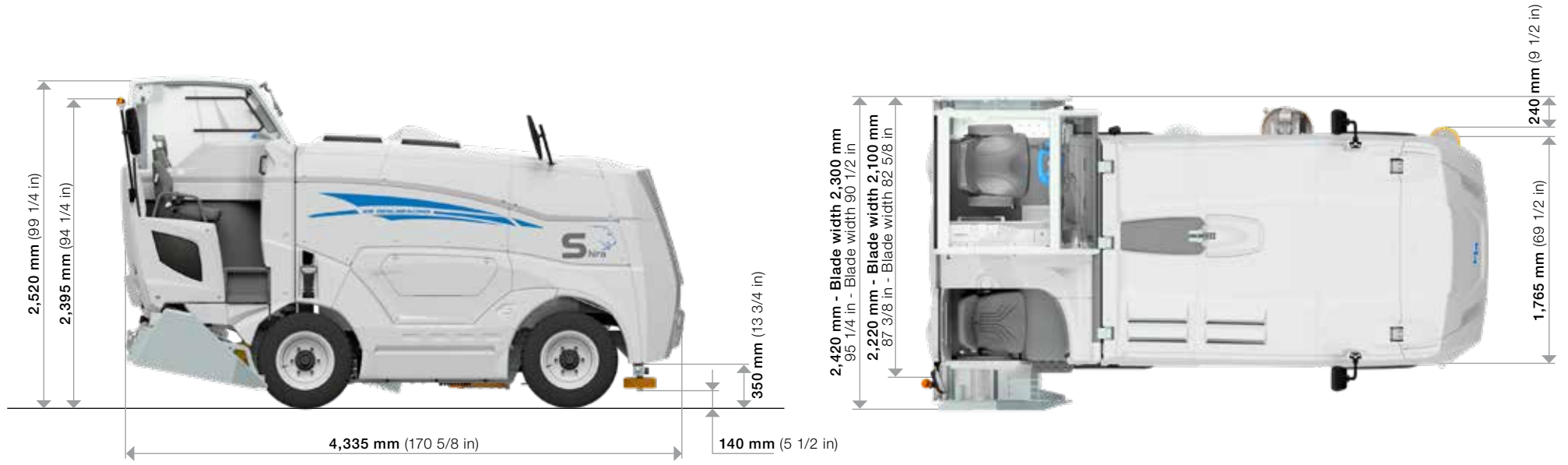
2,100 mm (82 5/8 in)
or 2,300 mm (90 1/2 in)



Fields of operations

Pro / Heavy duty

DIMENSIONS



OPTIONALS

Water dosing & wash system



Water pump



Ice wash system
Multijet



Screw conveyor wash
system vertical



Screw conveyor wash
system horizontal



Snow bin
wash system

Water application



Wheel wash system
co-steering



Towel support
standard



Towel lifter
automatic



ICEplus
Water spraying system



ICEplus Flexi
Water spraying system
with automatic towel lifter

Dasher board processing Overview & security



Water sprayer



Edger
in galvanised steel,
electric height adjustment



Side mirror
front left



Side mirror
front right



Heated mirrors

OPTIONALS

Comfort




Acoustic distance warning system front



Front camera



Rear-view camera



Service brakes



Windscreen made of real glass with wiper system



Cabin with panoramic windows



Cab heating



Heated windscreen



Heated windscreen and right side window



Driver's seat heating
Seat pad

Lighting



Radio with
2x 10 cm speakers



Acquastop valve



Low-beam headlights



High-beam headlights
with parking lights



Tail lights
Parking light & brake light



Reversing lights



Turn signal front, rear and side



Complete lighting system



LED daytime running light



RGB underbody illumination

Autopilot & Remote Maintenance



WM Autopilot



WM Connect

Personalization



Painting 1 color RAL



Painting 2 color RAL



Wrapping

Service



Battery trolley



Battery water filling system



Comfort blade change, with screws



Sled tilting device



Spare wheel 16"

OPTIONALS



Cross-key



Lifting jack
with bar 10t



Tool set



Assembly tool for
nozzles ICEplus



Kit diagnostic
cables



Access BMU
Battery-Monitoring-Unit

Attachments for Bavarian Curling



Groove harrow



WM SHIRA





OUR COMMITMENT

User friendliness

Through the use of top-quality components together with a well-planned design, maintenance work is extremely simple and is reduced to a minimum.



Quality guarantee

The WM Shira is a product which has been developed, built and assembled in house, from start to finish. Only by doing so can we guarantee top quality and punctual delivery times.



Detailed operating instructions

You can find all information on operation, maintenance and safety in the operating manual.

The right replacement part, every time

Order your spare parts easily and conveniently from our online portal: Our series number and digital image system enable you to find the part you need with just one click.



Service and support

Our well-networked, international team of technicians undergo constant training and will be delighted to help you whenever you require assistance.



Series production

All WM technics vehicles are series-manufactured. We know exactly which parts have been used in each series run, and can deliver the correct spare parts to you at all times. At the same time, a number of optionals can be retrofitted with minimum effort and maximum precision, even years later.

Quality consciousness

From the manufacture of individual parts right through to the final quality-control inspection: Every step of the process is carried out and monitored with the utmost of precision. Each and every member of our staff is well-trained in his specialist field, and carries out all tasks conscientiously. This is a great advantage for our customers, who can be sure of receiving a technologically sophisticated product which has been manufactured to the very highest of quality standards.





www.wm-on-ice.com
Italy

WM ice technics relies on the following distribution partners in North America:



Autoworq
Montreal (Québec)
Phone 1-866-973-1333
www.autoworq.com



LSK Enterprises
Virginia Beach (VA)
Phone 1-757-366-0166
www.lskenterprises.com



Outdooricerinks.com
Strongsville (OH)
Phone 1-440-628-7979
www.outdooricerinks.com



Mobile / Event

Pro / Heavy duty



Compact



evo